

Reading Vipers

Across the school this year, we are introducing children to 'Reading Vipers'. Vipers is a simple mnemonic which covers all of the content domains of Reading in the National Curriculum.

It is a way we can consistently refer to the aspects of the curriculum throughout the school from EYFS to Year 6.

To support parents, we have created this handout which includes question stems for each of the areas of the curriculum. You may find it useful to use some of these questions when reading with your child at home.



Reading Vipers

Vocabulary

Infer

Predict

Explain

Retrieve

Sequence



VIPERS KS1


Vocabulary

What does the word mean in this sentence?
Find and copy a word which means

What does this word or phrase tell you about?
Which word in this section do you think is the most important?
Why?
Which of the words best describes the character/setting/mood etc?
Can you think of any other words the author could have used to describe this?
Why do you think is repeated in this section?

Infer

Why was..... Feeling.....?
Why did happen?
Why did say?
Can you explain why.....?
How does make you feel?



Predict

Look at the book cover/blurb – what do you think this book will be about?
What do you think will happen next? What makes you think this?
How does the choice of character or setting affect what will happen next?
What is happening? What do you think happened before? What do you think will happen after?
What do you think the last paragraph suggests will happen next?


VIPERS KS1

Explain

Who is your favourite character? Why?
Why do you think all the main characters are girls in this book?
Would you like to live in this setting? Why/why not?
Is there anything you would change about this story?
Do you like this text? What do you like about it?

Retrieve

What kind of text is this?
Who did.....?
Where did.....?
When did.....?
What happened when.....?
Why did happen?
How did?
How many.....?
What happened to.....?



Sequence

Can you number these events 1-5 in the order that they happened?
What happened after?
What was the first thing that happened in the story?
Can you summarise in a sentence the opening/middle/end of the story?
In what order do these chapter headings come in the story?

Reading Vipers

Vocabulary

Infer

Predict

Explain

Retrieve

Summarise



VIPERS KS2

Vocabulary

What do the words and suggest about the character, setting and mood?

Which word tells you that....?

Which keyword tells you about the character/setting/mood?

Find one word in the text which means.....

Find and highlight the word that is closest in meaning to.....

Find a word or phrase which shows/suggests that.....

Infer

How do these words make the reader feel? How does this paragraph suggest this?

How do the descriptions of show that they are

How can you tell that.....

What impression of do you get from these paragraphs?

What voice might these characters use?

What was thinking when.....

Who is telling the story?


Predict

From the cover what do you think this text is going to be about?

What is happening now? What happened before this? What will happen after?

What does this paragraph suggest will happen next? What makes you think this?

Do you think... will happen? Yes, no or maybe? Can you explain?



VIPERS KS2

Explain	<p>Why is the text arranged in this way?</p> <p>What structures has the author used?</p> <p>What is the purpose of this text feature?</p> <p>What is the author's point of view?</p> <p>How does the author engage the reader here?</p> <p>Which section was the most interesting/exciting part?</p> <p>How does ... link to...?</p>
Retrieve	<p>How would you describe this story/text? What genre is it? How do you know?</p> <p>How did...? How often...?</p> <p>Who had...? Who is...? Who did....?</p> <p>What happened to...?</p> <p>What does.... do?</p> <p>How is?</p> <p>What can you learn from from this section?</p> <p>The story is told from whose perspective?</p>
Summarise	<p>What happened after?</p> <p>What was the first thing that happened in the story?</p>

